



GUY MARSDEN VALLEJO, CALIFORNIA

My designs are based on the use of thin slats to form a light yet sturdy structure. I am intrigued with the design possibilities that these slats open up, and I am always thinking of ways to create new forms, using this simple design element, that will also highlight some beautifully figured boards I have found.


“Winged Shelf” (2000)
 gonçhalvo alves, ironwood
 6" x 18" x 17"



“Tapered Mirror” (2000)
 bloodwood
 2" x 18" x 38"



“Entry Table” (2000)
 Peruvian walnut, maple
 10" x 28" x 39"



“Coffee Table” (1998)
 maple, walnut
 18" x 37" x 17"

PHOTOS BY GUY MARSDEN